



## Testing Results for Lead in Drinking Water for *SUBASENLON* Youth Center

The Navy is committed to maintaining safe drinking water on its installations. City water supplied to the Navy and the Navy's water distribution system is regularly tested and in compliance with the Safe Drinking Water Act. Because lead exposure is a particular concern for children, and lead may be added to drinking water through the pipes, fittings, solder, and fixtures inside a building, the EPA recommends, but does not mandate, that we test the lead content of drinking water in priority areas such as youth centers (YCs), child development group homes (CDGHs) and child development centers (CDCs).

In light of the recommendation from EPA, Navy environmental personnel conducted lead testing at the *SUBASENLON* Youth Center in accordance with Navy and EPA guidelines. Samples from various locations in the Youth Center were sent to a state-certified laboratory for analysis and the samples were tested for lead in accordance with established EPA test protocols.

Testing at the *SUBASENLON Youth Center* was done in two phases. In the first, testing was performed on water outlets in the new addition in December 2013 in advance of its opening. Outlets intended to be used for drinking, hand washing and cleaning were all tested. Out of **11** samples collected, **4** new, unused water outlets initially tested above the EPA recommended level for lead in drinking water in priority areas of 20 parts per billion (ppb). One part per billion is equal to one drop of water in an Olympic-size swimming pool.



However, it was then determined that the aerators to these new outlets had not been properly checked or cleaned prior to running the tests. Consequently, testing was re-done in January 2014 after the aerators had been cleaned and the results indicated that only **2** of the outlets exceeded the EPA recommended level of 20 ppb, one in a classroom and the other in a utility sink which was not used by children in the facility. Drinking water from these 2 outlets was prohibited until fixtures became conditioned through non-drinking water use and were retested.

In February 2014, updated Navy policy on testing water in priority areas was released and authority to proceed with testing under the new policy was provided in June 2014. As a result, the second phase was initiated that would involve testing at outlets in the main Youth Center facility. In September 2014, **19** outlets were tested and **none of the results exceeded the EPA recommended level of 20 ppb**. Additionally, the two outlets in the addition that had previously tested high for lead were retested and the results were also below the EPA recommended level of 20 ppb. Consequently, **all of the outlets in the entire Youth Center facility now had test results that fell below this level**.

Youth Center staff routinely check and clean aerators throughout the facility to ensure that the water remains safe. A **faucet aerator** (or tap aerator) is often found at the tip of modern indoor water faucets. Without an aerator, water usually flows out of a faucet as one big stream. An aerator spreads this stream into many little droplets, which helps save water and reduce splashing. However, the aerator and screen can trap debris which can accumulate lead. Consequently, it is very important to ensure that the aerators are checked and kept clean.



A copy of all test results is enclosed for your information. The test results are presented in two sets of tables, one for testing done at ***SUBASENLON Youth Center addition*** and the other for testing done at the ***SUBASENLON Youth Center main building***:

- Table 1 **Summary of Results** summarizes the data by category of use (e.g., drinking, cooking, washing).
- Table 2 **Summary Statistics** summarizes all the data.

Floor plans of the ***SUBASENLON Youth Center addition and SUBASENLON Youth Center main building*** have also been included to show the locations of the fixtures.

**Table 1** provides a description of each sampling location using three columns; *Category*, *Room*, and *Sampling ID*. The *Category* column gives information about what the outlet is used for (drinking, washing (primarily hand-washing), cooking, etc.). The *Room* column specifies the location of the outlet in the facility. The *Sample ID* column is the identification used to label each sample bottle.

The next set of columns in **Table 1** provide *Initial Sampling Results*, and for those locations that exceeded the recommended level of 20 ppb the *Re-sampling Results*.

EPA sampling protocol requires water to not be used for between 8 and 18 hours prior to first draw sampling. Therefore, *Initial Sampling Results* were from first draw samples collected before any water was used. The *Initial Sampling Results* also indicate whether resampling is required and the date that fixtures greater than 20 ppb were secured (in the case of the addition, the facility was not yet in use at the time of the sampling). Outlets that exceeded 20 ppb are highlighted in yellow.

As stated above, the addition was a brand new facility at the time of the initial sampling. As a result, outlets in the addition were also tested after flushing the water in accordance with testing protocols for new outlets and fixtures. Table 1 indicates that none of the flush samples had results greater than 20 ppb.

As all the test results in the main building tested below the EPA recommended level the first time, no further action was needed.

The *Re-sampling Results* includes columns for *First Draw* samples which were taken in the addition after the aerators were removed and cleaned before retesting. Again, outlets that exceeded 20 ppb are highlighted in yellow.

The *Corrective Actions* column describes actions that were taken to address lead levels in the addition in excess of the EPA recommended level.

Information in the Post Remediation Results column notes the testing that was done in the addition at the two outlets that originally had high lead levels but whose levels decreased over time.

To learn more about lead in drinking water schools and day care centers visit this EPA website at: [http://water.epa.gov/drink/info/lead/schools\\_index.cfm](http://water.epa.gov/drink/info/lead/schools_index.cfm).

To answer any questions you may have on the sampling program contact the SUBASENLON Public Affairs Officer at 860-694-5684.

**NAVY YOUTH CENTER ADDITION DRINKING WATER TESTING**  
**29 HICKORY DRIVE, GROTON, CT 06340**  
**DECEMBER 2013/JANUARY 2014/SEPTEMBER 2014**

**Table 1 - Summary of Results**

SAMPLING LOCATION DESCRIPTION			INITIAL SAMPLING RESULTS Recommended Level = 20ppb First Draw/30 Sec Flush (ppb)			RE-SAMPLING RESULTS Recommended Level = 20ppb			CORRECTIVE ACTIONS		POST REMEDIATION SAMPLING RESULTS Recommended Level = 20ppb Follow up Flush (ppb) (Collected 30 seconds after First Draw Sampling)	
CATEGORY	ROOM	SAMPLE ID	Detection Limit = 1 ppb	Retest required?	Date Fixture Secured?	ROOM	SAMPLE ID	First Draw (ppb) Detection Limit = 1 ppb	Description	First Draw (ppb) Detection Limit = 1 ppb	Detection Limit = 1 ppb	
Water Intended For:												
		SAMPLING DATE ----> RESULTS DATE ---->	12/24/2013 12/31/2013				SAMPLING DATE ----> RESULTS DATE ---->	1/14/2014 1/20/2014		9/14/2014 9/18/2014		
Washing	Classroom 1	YCAclassroom1Sink-L-30S	1	No	New Addition not yet Occupied	Classroom 1	YCAclassrm1Sink-L-FD2	2.8				
Washing	Classroom 1	YCAclassroom1Sink-L-FD	4.7	No	New Addition not yet Occupied	Classroom 1	YCAclassrm1Sink-R-FD2	3.0				
Washing	Classroom 1	YCAclassroom1Sink-R-30S	1	No	New Addition not yet Occupied	Classroom 2	YCAclassrm2Sink-L-FD2	11				
Washing	Classroom 1	YCAclassroom1Sink-R-FD	8.8	No	New Addition not yet Occupied	Classroom 2	YCAclassrm2Sink-R-FD2	5.3				
Washing	Classroom 2	YCAclassroom2Sink-L-30S	1.3	No	New Addition not yet Occupied	Classroom 3	YCAclassrm3Sink-L-FD2	36	Posted not for drinking.	9.8		
Washing	Classroom 2	YCAclassroom2Sink-L-FD	11	No	New Addition not yet Occupied	Classroom 3	YCAclassrm3Sink-R-FD2	6.2				
Washing	Classroom 2	YCAclassroom2Sink-R-30S	2	No	New Addition not yet Occupied	Classroom 4	YCAclassrm4Sink-L-FD2	1.5				
Washing	Classroom 2	YCAclassroom2Sink-R-FD	5.3	No	New Addition not yet Occupied	Classroom 4	YCAclassrm4Sink-R-FD2	2.7				
Washing	Classroom 3	YCAclassroom3Sink-L-30S	1	No	New Addition not yet Occupied	Drinking	YCAWaterCooler-L-30S	2.4				
Washing	Classroom 3	YCAclassroom3Sink-L-FD	4.8	No	New Addition not yet Occupied	Drinking	YCAWaterCooler-L-FD	5.4				
Washing	Classroom 3	YCAclassroom3Sink-R-30S	1	No	New Addition not yet Occupied	Drinking	YCAWaterCooler-R-30S	1.8				
Washing	Classroom 3	YCAclassroom3Sink-R-FD	2.8	No	New Addition not yet Occupied	Drinking	YCAWaterCooler-R-FD	24	Yes			
Washing	Classroom 4	YCAclassroom4Sink-L-30S	3.5	No	New Addition not yet Occupied	Washing	YCAUtilitySink-30S	2.8	No			
Washing	Classroom 4	YCAclassroom4Sink-L-FD	27	Yes	New Addition not yet Occupied	Washing	YCAUtilitySink-FD	90	Yes			
Washing	Classroom 4	YCAclassroom4Sink-R-30S	3.4	No	New Addition not yet Occupied							
Washing	Classroom 4	YCAclassroom4Sink-R-FD	39	Yes	New Addition not yet Occupied							
Drinking	Cooridor	YCAWaterCooler-L-30S	2.4	No	New Addition not yet Occupied	Janitors Closet	YCAUtilitySink-FD2	41	Locked, noted not for drinking.	1.0		
Drinking	Cooridor	YCAWaterCooler-L-FD	5.4	No	New Addition not yet Occupied							
Drinking	Cooridor	YCAWaterCooler-R-30S	1.8	No	New Addition not yet Occupied							
Drinking	Cooridor	YCAWaterCooler-R-FD	24	Yes	New Addition not yet Occupied							

**Table 2. Summary Statistics**

CATEGORY	INITIAL SAMPLING RESULTS Sample Date: 12/24/2013	RE-SAMPLING RESULTS (Sampling After Cleaning Aerators) Sample Date: 1/14/2014			POST REMEDIATION RESULTS (Taken After Conditioning Through Non-Use) Sample Date: 9/14/2014
	First Draw	First Draw > 20 ppb	Water Fountain Follow up Flush Sample- Collected day before First Draw Sampling	Follow up Flush Collected 30 seconds after First Draw Sampling	First Draw > 20 ppb
Total Drinking	2	2	0	0	0
Total Drinking > 20 ppb	1	0	0	0	0
Total Cook/Brush	0	0	0	0	0
Total Cook/Brush > 20 ppb	0	0	0	0	0
Total Washing	9	9	0	0	2
Total Washing > 20 ppb	3	2	0	0	0
Outdoor	0	0	0	0	0
Outdoor > 20 ppb	0	0	0	0	0
Total Samples	11	11	0	0	2
Total Samples > 20 ppb	4	2	0	0	0

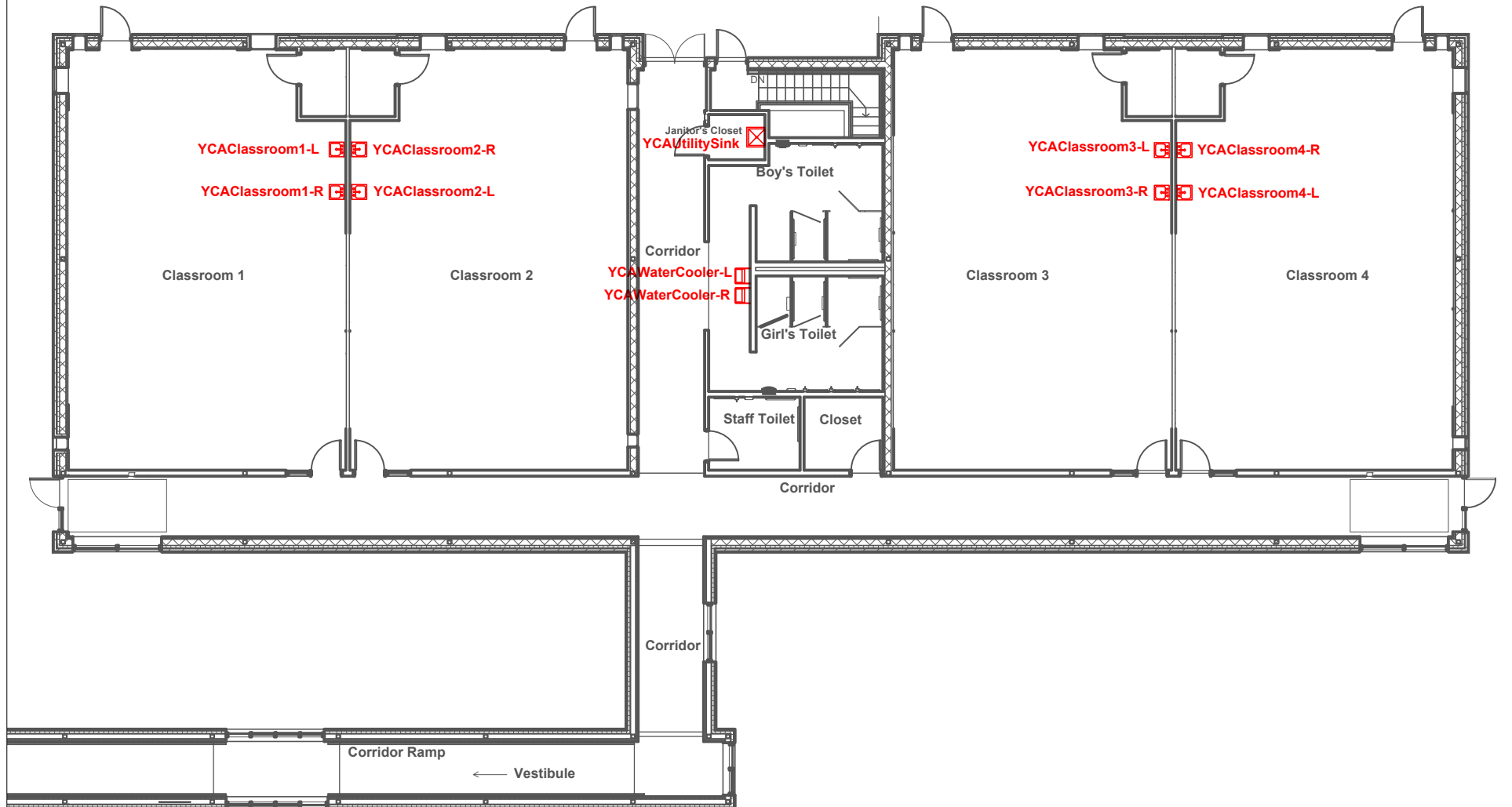
NAVY YOUTH CENTER DRINKING WATER TESTING  
 29 HICKORY DRIVE, GROTON, CT 06340  
 SEPTEMBER 2014

Summary of Results		INITIAL SAMPLING RESULTS				RE-SAMPLING RESULTS				CORRECTIVE ACTIONS		POST REMEDIATION SAMPLING RESULTS	
SAMPLING LOCATION DESCRIPTION		Recommended Level = 20ppb				Recommended Level = 20ppb						Recommended Level = 20ppb	
CATEGORY	ROOM	SAMPLE ID	First Draw/30 Sec Flush Detection Limit = 1 ppb	Retest required?	Date Fixture Secured?	ROOM	SAMPLE ID	First Draw (ppb) Detection Limit = 1 ppb	Description	First Draw (ppb) Detection Limit = 1 ppb	Follow up Flush (ppb) (Collected 30 seconds after First Draw Sampling) Detection Limit = 1 ppb		
Water Intended For:		SAMPLING DATE ----> 14SEP2014 RESULTS DATE -----> 18SEP2014				SAMPLING DATE ----> RESULTS DATE ---->				mm/dd/yyyy mm/dd/yyyy			
Washing	Boys Bathroom	NL-YC-BOYSBATH-HHW (A)-FD	1.0	NO	NA	NA	NA	NA	NA	NA	NA		
Washing	Boys Bathroom	NL-YC-BOYSBATH-HHW (B)-FD	1.0	NO	NA	NA	NA	NA	NA	NA	NA		
Washing	Boys Bathroom	NL-YC-BOYSBATH-HHW (C)-FD	1.0	NO	NA	NA	NA	NA	NA	NA	NA		
Washing	Boys Bathroom	NL-YC-BOYSBATH-HHW (D)-FD	1.0	NO	NA	NA	NA	NA	NA	NA	NA		
Washing	Boys Bathroom	NL-YC-BOYSBATH-HHW (E)-FD	1.0	NO	NA	NA	NA	NA	NA	NA	NA		
Outdoor	Outside	NL-YC-EASTHOSE-FD	3.4	NO	NA	NA	NA	NA	NA	NA	NA		
Washing	Girls Bathroom	NL-YC-GIRLSBATH-HHW (A)-FD	1.0	NO	NA	NA	NA	NA	NA	NA	NA		
Washing	Girls Bathroom	NL-YC-GIRLSBATH-HHW (B)-FD	3.1	NO	NA	NA	NA	NA	NA	NA	NA		
Washing	Girls Bathroom	NL-YC-GIRLSBATH-HHW (C)-FD	1.0	NO	NA	NA	NA	NA	NA	NA	NA		
Washing	Girls Bathroom	NL-YC-GIRLSBATH-HHW (D)-FD	1.0	NO	NA	NA	NA	NA	NA	NA	NA		
Washing	Girls Bathroom	NL-YC-GIRLSBATH-HHW (E)-FD	1.5	NO	NA	NA	NA	NA	NA	NA	NA		
Drinking	Hallway	NL-YC-HALLWAY-WFC-FD	1.0	NO	NA	NA	NA	NA	NA	NA	NA		
Drinking	Lobby	NL-YC-LOBBY-WFC-FD	1.0	NO	NA	NA	NA	NA	NA	NA	NA		
Washing	Rm 109	NL-YC-RM109-HHW-FD	1.0	NO	NA	NA	NA	NA	NA	NA	NA		
Washing	Rm 116	NL-YC-RM116-HHW-FD	4.2	NO	NA	NA	NA	NA	NA	NA	NA		
Washing	Snack Area	NL-YC-SNACK-HHW-FD	2.4	NO	NA	NA	NA	NA	NA	NA	NA		
Washing	Utility Closet	NL-YC-UT-HHW-FD	3.4	NO	NA	NA	NA	NA	NA	NA	NA		
Outdoor	Outside	NL-YC-WESTHOSE (A)-FD	1.5	NO	NA	NA	NA	NA	NA	NA	NA		
Outdoor	Outside	NL-YC-WESTHOSE (B)-FD	3.8	NO	NA	NA	NA	NA	NA	NA	NA		

Table 2. Summary Statistics

CATEGORY	INITIAL SAMPLING RESULTS	RE-SAMPLING RESULTS (For Samples >20 ppb)			POST REMEDIATION RESULTS
	Sample Date: 09/14/14	Sample Date: NA			
	First Draw	First Draw > 20 ppb	Water Fountain Follow up Flush Sample- Collected day before First Draw Sampling	Follow up Flush Collected 30 seconds after First Draw Sampling > 20 ppb	First Draw > 20 ppb
Total Drinking	2	0	0	0	0
Total Drinking > 20 ppb	0	0	0	0	0
Total Cook/Brush	0	0	0	0	0
Total Cook/Brush > 20 ppb	0	0	0	0	0
Total Washing	14	0	0	0	0
Total Washing > 20 ppb	0	0	0	0	0
Outdoor	3	0	0	0	0
Outdoor > 20 ppb	0	0	0	0	0
Total Samples	19	0	0	0	0
Total Samples > 20 ppb	0	0	0	0	0

NAVY PRIORITY AREA WATER TESTING PROGRAM  
YOUTH CENTER ADDITION (CH905)  
SUBMARINE BASE NEW LONDON  
SAMPLING LOCATIONS



# YOUTH CENTER



MAIN BUILDING

**KEY**  
□ - Water Fountain Cooler  
○ - Sink  
△ - Hose Bib

SECONDARY MEETING AREA

