

5090  
14 June 2017

MEMORANDUM

From: Public Works Officer, Naval Support Activity Bethesda  
To: Commander, Naval Support Activity Bethesda


Subj: 2016 WSSC WATER QUALITY REPORT AND NSAB SPECIFIC ADDENDUM

Ref: (a) OPNAVINST 5090.1D

Encl: (1) WSSC Water Quality Report  
(2) NSAB Water Quality Report Addendum

1. Per reference (a), OPNAVINST 5090.1D, the Environmental Programs Division reviews annual Washington Suburban Sanitary Commission (WSSC) water quality reports and conducts supplemental water sampling at NSAB.
2. Forwarded for your review is the 2016 WSSC Water Quality Report, enclosure (1). This report details the quality of water supplied to NSAB by WSSC, which meets or exceeds all US Environmental Protection Agency standards for safety and quality.
3. The results of this sampling are summarized in the NSAB Water Quality Report Addendum, enclosure (2), and are consistent with the WSSC report in enclosure (1). These reports may be distributed to all NSAB departments and tenant organizations.
4. If you have any questions or require additional information please contact Ms. Karen Loomis, Multi-Media Program Manager in the Environmental Programs Division at 301-295-6393 or Ms. Susan Paul, Installation Environmental Programs Director at 301-295-2482.

Sincerely,



J. Chung  
Public Works Officer



## 2016 Water Quality Report

Dear WSSC Customer,

I have great news to share with you. For 98 years in a row, WSSC water continues to meet or surpass all federal and state drinking water quality standards. This 2016 edition of our annual Water Quality Report details our long-standing commitment to provide you and your family with safe, clean water. In our nearly century of service to residents of Montgomery and Prince George's counties, we are extremely proud to report that we have never had a single drinking water violation.



Providing clean, safe, reliable drinking water to our 1.8 million residents drives everything we do at WSSC. Our employees take great pride in ensuring the safety of your drinking water. In fact, many of them are recognized nationally and internationally as experts in their respective fields.

But delivering clean water comes with challenges. Like so many water utilities nationwide, our infrastructure is aging. This is a particularly challenging issue for this industry because the infrastructure is buried. Although it is out of sight, our infrastructure is always in the forefront of our minds.

We are proactively committed to replacing approximately 61 miles of water mains each year. In many cases, the pipes we are replacing are the ones our grandparents put in the ground; more than a third of our water mains are over 50 years old. We also are using innovative technology, like zinc-coated pipes, to extend the life of our water mains to more than 100 years.

Although we are making progress, I want you to know that it will take time and money to address our aging infrastructure. Over the next six years, WSSC will invest an estimated \$1.9 billion to replace and rehabilitate water and sewer mains. We also plan to invest another \$6 million each year to rehabilitate our water storage tanks.

As we tackle these challenges, please know that we remain committed to quality. Source water taken from the Potomac and Patuxent rivers is first treated by our water filtration plants where it is continuously and thoroughly tested throughout our service area, including for lead, before being sent to homes and businesses through our 5,794 miles of water mains. This continuous level of monitoring allows WSSC to rapidly respond to changing conditions to ensure the highest level of water quality.

The proof of our water quality and performance is captured here in these pages. From our raw water sources to your tap, it's a comprehensive look at the water we're proud to deliver.

You can find this water quality report online at [www.wsscwater.com/wqr](http://www.wsscwater.com/wqr). For those who desire a hard copy, please contact our Communications Office by calling (301) 206-8100 or emailing [communications@wsscwater.com](mailto:communications@wsscwater.com) and we will be happy to mail it to you.

So the next time you turn on your tap, rest assured that nearly 100 years of safe drinking water expertise have gone into each drop.

Sincerely,

Carla A. Reid, *General Manager/CEO*

### Important Health Information from the U.S. EPA

Drinking water, including bottled water, may reasonably be expected to contain at least small amounts of some contaminants. The presence of contaminants does not necessarily mean that the water poses a health risk.

Some people may be more vulnerable to contaminants in drinking water than the general population. Immuno-compromised persons, such as cancer patients undergoing chemotherapy, those who have undergone organ transplants, people with HIV/AIDS or other immune system disorders, and some elderly and infants, can be particularly at risk for infections. These people should seek advice from their health care providers about drinking water.

EPA/CDC guidelines on appropriate means to lessen the risk of infection by *Cryptosporidium* and other microbial contaminants are available from the EPA's Safe Drinking Water Hotline (1-800-426-4791) or EPA's website at [epa.gov/safewater](http://epa.gov/safewater). More information about contaminants and potential health effects also can be obtained from the EPA hotline or website.

### For More Information

WSSC provides updated information about water quality and other aspects of the service delivery system on our website, [wsscwater.com](http://wsscwater.com), or customers can call WSSC's testing laboratory at 301-206-7575 for more information. A Spanish translation, previous years' reports, and videos providing additional information are also available at [wsscwater.com/waterquality](http://wsscwater.com/waterquality).



The public is invited to a variety of project- and policy-related public hearings and informational workshops throughout the year. Commission meetings are generally held on the third Wednesday of every month, starting at 10:00 a.m. Public hearings on our proposed Capital Improvements Program usually take place in September. Public hearings on the proposed Operating Budget are usually held in early February. Please check our Public Calendars page as the time approaches.

WSSC provides speakers and tours for schools, homeowner associations and service groups. Also every April we organize numerous public events as a month-long celebration of Earth Day. To request a speaker, a tour, or to obtain times and locations of the public hearings and events, please visit our [website](http://wsscwater.com) or call 301-206-8100.

This report contains very important information about your drinking water. Please find someone to translate it for you, or speak to someone who understands.

Este informe contiene información importante acerca de su agua potable. Haga que alguien lo traduzca para usted, o hable con alguien que lo entienda.

此报告包含有关您的饮用水的重要信息。请人帮您翻译出来，或请看懂此报告的人将内容说给您听。

Tài liệu này có tin tức quan trọng về nước uống của quý vị. Hãy nhờ người dịch cho quý vị, hoặc hỏi người nào hiểu tài liệu này.



Water Quality Data

DETECTED REGULATED CONTAMINANTS

SUBSTANCE	UNITS	PATUXENT TAP		POTOMAC TAP		MCL (or TT)	MCLG	VIOLA-TION?	MAJOR SOURCE IN DRINKING WATER
		LEVEL FOUND*	RANGE	LEVEL FOUND*	RANGE				
<b>METALS</b>									
Barium	mg/L	0.027	0.023 - 0.030	0.034	0.022 - 0.045	2	2	NO	Discharge of drilling wastes & metal refineries; erosion of natural deposits Discharge from steel & pulp mills; erosion of natural deposits Leaching from ore-processing sites; Discharge from electronics, glass, and drug factories
Total Chromium	µg/L	n/d	n/d - n/d	<2	n/d - 2	100	100	NO	
Thallium	µg/L	n/d	n/d - <1	n/d	n/d - <1	2	0.5	NO	
<b>INORGANIC CONTAMINANTS</b>									
Fluoride	mg/L	0.7	0.6 - 0.8	0.7	0.6 - 0.8	4	4	NO	Water additive which promotes strong teeth; erosion of natural deposits Runoff from fertilizer use; leaching from septic tanks, sewage; erosion of natural deposits
Nitrate	mg/L	0.95	0.3 - 1.6	1.2	0.3 - 2.3	10	10	NO	
<b>MICROBIAL CONTAMINANTS</b>									
Turbidity	NTU	0.03	0.02-0.09	0.04	0.01 - 0.13	TT=1 NTU	n/a	NO	Soil runoff
Residual chlorine	% <0.3 NTU	100%	n/a	100%	n/a	TT=95% min	n/a	NO	
Viruses	mg/L	met TT requirements	met TT requirements	met TT requirements	met TT requirements	TT>=0.2	n/a	NO	Water additive used to control microbes Human and animal fecal waste
<i>Giardia lamblia</i>	n/a	met TT requirements	met TT requirements	met TT requirements	met TT requirements	TT=99.99% removal	0	NO	
<i>Cryptosporidium</i>	n/a	met TT requirements	met TT requirements	met TT requirements	met TT requirements	TT=99% removal	0	NO	Human and animal fecal waste
<b>DISINFECTION BYPRODUCT (DBP) PRECURSOR</b>									
Total Organic Carbon	n/a	met TT requirements		met TT requirements		TT	n/a	NO	Naturally present in the environment
<b>PESTICIDES &amp; SYNTHETIC ORGANIC CONTAMINANTS</b>									
Atrazine	µg/L	n/d	n/d - <1	n/d	n/d - n/d	3	3	NO	Runoff from herbicide used on row crops Runoff from herbicide used on rights of way Discharge from rubber and chemical factories
Dalapon	µg/L	<1	n/d - <1	<1	n/d - <1	200	200	NO	
Di(2-ethylhexyl)phthalate	µg/L	n/d	n/d - <2	n/d	n/d - <2	6	0	NO	
<b>RADIOACTIVE CONTAMINANTS</b>									
Gross Alpha	pCi/L	<2	<2 - <2	3	<2 - 6	15	0	NO	Erosion of natural deposits Decay of natural and man-made deposits Erosion of natural deposits
Gross Beta	pCi/L	4.4	<4 - 5.5	4.8	<4 - 6	50 <sup>2</sup>	0	NO	
Radium 228	pCi/L	<1	<1 - <1	<1	<1 - <1	5 <sup>3</sup>	0 <sup>3</sup>	NO	

SUBSTANCE	UNITS	CUSTOMER TAP <sup>4</sup>		AL	MCLG	VIOLA-TION?	MAJOR SOURCE IN DRINKING WATER
		90th PERCENTILE <sup>5</sup>	# of SITES ABOVE AL				
<b>METALS</b>							
Copper	mg/L	0.087	0 samples	1.3	1.3	NO	Corrosion of household plumbing systems
Lead	µg/L	1.2	0 samples	15	0	NO	Corrosion of household plumbing systems

SUBSTANCE	UNITS	DISTRIBUTION SYSTEM		MCL (or TT)	MCLG (or MCLG)	VIOLA-TION?	MAJOR SOURCE IN DRINKING WATER
		LEVEL FOUND*	RANGE				

<b>BACTERIOLOGICAL CONTAMINANTS</b>							
Total Coliform	% Positive per month	0.15	0 - 0.53	TT	0	NO	Naturally present in the environment
No. of <i>E. coli</i> Positive Samples	Count	1 <sup>6</sup>	0 - 1	0 <sup>7</sup>	0	NO	Human and animal fecal waste

<b>DISINFECTANT &amp; DBPs</b>							
Residual Chlorine	mg/L	1.4 <sup>8</sup>	0.03 <sup>9</sup> - 3.3	4.0 <sup>10</sup>	4 <sup>10</sup>	NO	Water additive used to control microbes
Haloacetic Acids (HAA5)	µg/L	42 <sup>11</sup>	8.8 - 65	60 <sup>12</sup>	n/a	NO	Byproduct of drinking water chlorination
Total Trihalomethanes (TTHMs)	µg/L	59 <sup>11</sup>	13 - 101	80 <sup>12</sup>	n/a	NO	Byproduct of drinking water chlorination

DETECTED UNREGULATED CONTAMINANTS

SUBSTANCE	UNITS	PATUXENT TAP		POTOMAC TAP		MCL (or TT)	MCLG	VIOLA-TION?	MAJOR SOURCE IN DRINKING WATER
		LEVEL FOUND*	RANGE	LEVEL FOUND*	RANGE				
<b>METALS</b>									
Hexavalent Chromium <sup>13</sup>	µg/L	0.019	n/d - 0.042	0.186	0.0940 - 0.280	n/a	n/a	n/a	
Strontium <sup>13</sup>	µg/L	146	65 - 270	151	72 - 220	n/a	n/a	n/a	
Vanadium <sup>13</sup>	µg/L	0.065	n/d - 0.26	0.16	n/d - 0.38	n/a	n/a	n/a	

Terms Defined

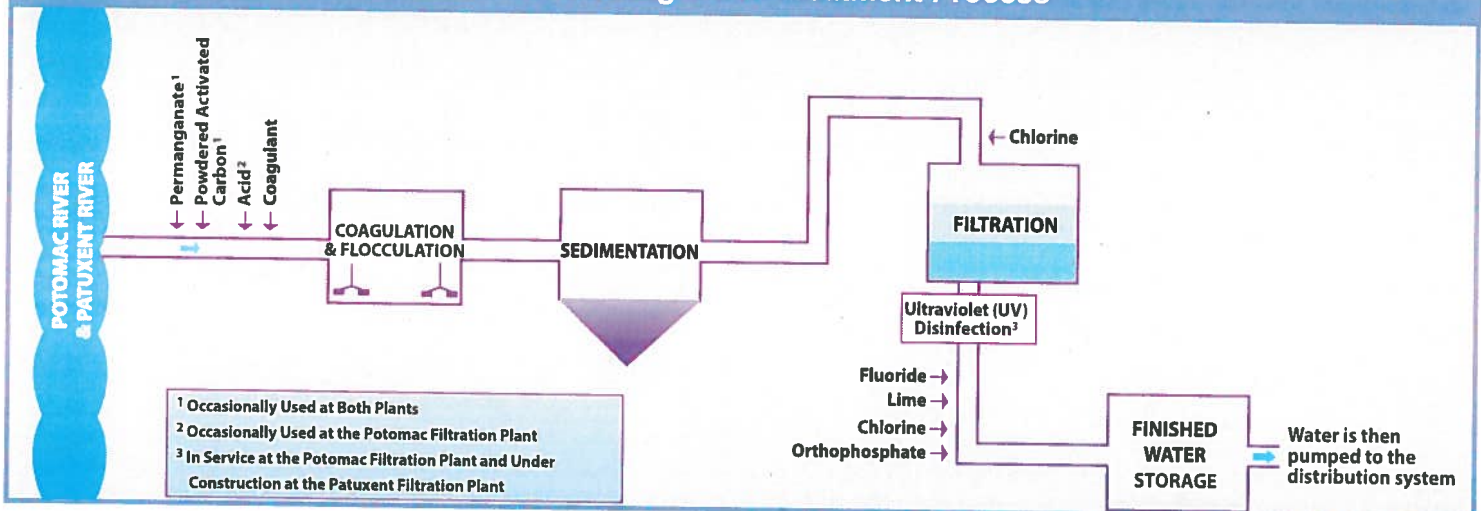
- MCL - Maximum Contaminant Level. The highest level of a contaminant that is allowed in drinking water. MCLs are set as close to the MCLGs as feasible using the best available treatment technology.
- MCLG - Maximum Contaminant Level Goal. The level of a contaminant in drinking water below which there is no known or expected risk to health. MCLGs allow for a margin of safety.
- TT - Treatment Technique. A required process intended to reduce the level of a contaminant in drinking water.
- AL - Action Level. The concentration of a contaminant which, if exceeded, triggers treatment or other requirements which a water system must follow.
- MRDL - Maximum Residual Disinfectant Level. The highest level of a disinfectant allowed in drinking water. There is convincing evidence that addition of a disinfectant is necessary for control of microbial contaminants.
- MRDLG - Maximum Residual Disinfectant Level Goal. The level of a drinking water disinfectant below which there is no known or expected risk to health. MRDLGs do not reflect the benefits of the use of disinfectants to control microbial contamination.
- Turbidity - A measure of the cloudiness of the water. We monitor it because it is a good indicator of the effectiveness of our treatment process.
- NTU - Nephelometric Turbidity Unit
- mg/L - Milligrams per liter, equal to parts per million (ppm). The equivalent of one minute in 2 years or one penny in \$10,000.
- µg/L - Micrograms per liter, equal to parts per billion (ppb). The equivalent of one minute in 2,000 years or one penny in \$10 million.
- ng/L - Nanograms per liter, equal to parts per trillion (ppt). The equivalent of one minute in 2,000,000 years or one penny in \$10 billion.
- pCi/L - Picocuries per liter (a measure of radiation)
- n/d - Not detected
- n/a - Not applicable
- = Equals
- < Less than
- \* Based on yearly average except as noted.
- 1. Filtered water, maximum of measurements taken every 15 minutes
- 2. EPA considers 50 pCi/L to be the level of concern for beta particles
- 3. The MCL and MCLG apply to combined Radium 226 and 228
- 4. Most recent sampling, between June and September 2014.
- 5. If more than 10% of sites exceed the action level, system is required to take additional steps to control corrosiveness of their water.
- 6. Repeat samples were negative and did not show evidence of water contamination.
- 7. Routine and repeat samples are total coliform-positive and either E. Coli-positive or system fails to take repeat samples following E. coli-positive routine sample or system fails to analyze total coliform positive repeat samples for E. coli.
- 8. Highest running annual average (RAA)
- 9. All samples deemed to have detectable disinfectant residual.
- 10. Maximum residual disinfectant level (MRDL), the highest level of a disinfectant allowed in drinking water, based on a running annual average (RAA)
- 11. Highest locational running annual average (LRAA)
- 12. Maximum contaminant level based on LRAA
- 13. Unregulated contaminants were monitored according to State of Maryland legislation requiring WSSC to continue latest cycle of UCMR. Federally required UCMR3 monitoring ended in 2014. For full results and explanations, see <http://www.wsscwater.com/ucmr3>.



Water Quality Data (cont'd)

DETECTED UNREGULATED CONTAMINANTS									
SUBSTANCE	UNITS	PATUXENT TAP		POTOMAC TAP		MCL (or TT)	MCLG	VIOLA-TION?	MAJOR SOURCE IN DRINKING WATER
		LEVEL FOUND*	RANGE	LEVEL FOUND*	RANGE				
<b>INORGANIC CONTAMINANTS</b>									
Chlorate <sup>13</sup>	µg/L	n/d	n/d - n/d	91	22 - 220	n/a	n/a	n/a	
Sodium	mg/L	15.3	10.8 - 46.0	22.9	11.0 - 79.0	n/a	n/a	n/a	
<b>HORMONES</b>									
Testosterone <sup>13</sup>	ng/L	n/d	n/d - n/d	0.03	n/d - 0.12	n/a	n/a	n/a	
<b>SYNTHETIC INORGANIC CONTAMINANTS</b>									
1,4 - Dioxane <sup>13</sup>	µg/L	n/d	n/d - n/d	0.019	n/d - 0.075	n/a	n/a	n/a	
SUBSTANCE	UNITS	DISTRIBUTION SYSTEM				MCL (or MRDL)	MCLG (or MRDLG)	VIOLA-TION?	MAJOR SOURCE IN DRINKING WATER
		LEVEL FOUND*		RANGE					
<b>METALS</b>									
Hexavalent Chromium <sup>11</sup>	µg/L	0.141		0.044 - 0.320		n/a	n/a	n/a	
Strontium <sup>11</sup>	µg/L	118		70 - 240		n/a	n/a	n/a	
Vanadium <sup>11</sup>	µg/L	0.061		n/d - 0.490		n/a	n/a	n/a	
<b>INORGANIC CONTAMINANTS</b>									
Chlorate <sup>11</sup>	µg/L	19		n/d - 53		n/a	n/a	n/a	

WSSC Drinking Water Treatment Process



Water is treated to EPA standards

To ensure that tap water is safe to drink, EPA prescribes regulations which limit the amount of certain contaminants in water provided by public water systems. As stewards entrusted to provide safe drinking water to our customers, WSSC treats our water to meet or exceed U.S. EPA standards.

WSSC drinking water undergoes extensive purification and treatment after it arrives at the plant and before it is sent to the distribution system for delivery to half a million homes and businesses. Our water treatment process includes: coagulation and flocculation (to make small particles and microorganisms in the raw source water adhere to each other); sedimentation (to remove most of those particles and microorganisms); filtration (to remove nearly all the remaining particles and microorganisms); chlorination (for disinfection); lime addition (to minimize the potential for dissolving lead solder used in older homes); and fluoridation (to prevent tooth decay). Orthophosphate is also added to help minimize lead corrosion and copper pipe pinhole leaks in home plumbing.

Information on *Cryptosporidium* Health Effects and WSSC Treatment

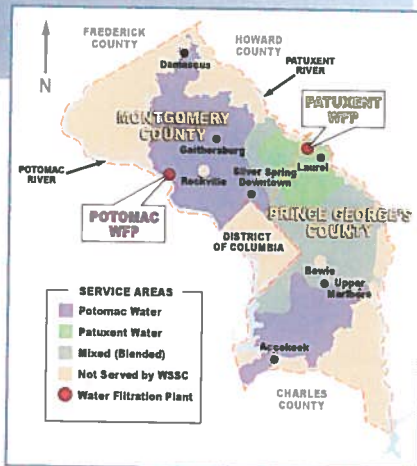
*Cryptosporidium* is a microbial pathogen found in surface water throughout the U.S. *Cryptosporidium* must be ingested to cause disease, and it may be spread through means other than drinking water. Ingestion of *Cryptosporidium* may cause cryptosporidiosis, an abdominal infection. Symptoms of infection include nausea, diarrhea, and abdominal cramps. Most healthy individuals can overcome the disease within a few weeks. However, immuno-compromised adults, infants and small children, and the elderly are at greater risk of developing life-threatening illness. We encourage immuno-compromised individuals to consult their doctor regarding appropriate precautions to take to avoid infection.

WSSC recently concluded monitoring of *Cryptosporidium* for a two-year period (March 2015 through February 2017) as required by the EPA. The results indicate that our Potomac and Patuxent sources are not affected by *Cryptosporidium*. While our existing treatment processes meet EPA requirements for addressing concerns about *Cryptosporidium*, as an extra precaution, we have installed UV disinfection at the Potomac Plant to provide an extra barrier of protection against *Cryptosporidium*. The UV disinfection upgrade at our Patuxent Plant is nearly completed.



## Where Does My Water Come From?

The Patuxent and Potomac rivers are the sources of all the water we filter and process. The source water treated at the Patuxent Water Filtration Plant (WFP) is held in two reservoirs—Triadelphia and T. Howard Duckett (also known as Rocky Gorge)—and is pumped to the plant. The Potomac WFP draws water directly from the Potomac River. The map shows the approximate service areas of both plants. As indicated, some areas receive blended water, processed at both the Patuxent and Potomac WFPs.



Potential sources of contamination in the Potomac River watershed include runoff from urban and agricultural land uses, and potential spills from highways and petroleum pipelines. Contaminants of particular concern include natural organic matter and disinfection byproduct (DBP) precursors pathogenic microorganisms (*Cryptosporidium*, *Giardia*, fecal coliform), taste and odor-causing compounds, ammonia, sediment/turbidity and algae.

Potential sources of contamination in the Patuxent Reservoirs watershed include transportation, petroleum pipelines, agriculture, onsite septic systems, developed areas, and minor permitted discharges. Phosphorus runoff from urban/suburban and agricultural land uses is the primary contaminant of concern for this watershed. Sediment/turbidity, DBP precursors, iron, manganese, and pathogenic microorganisms are also concerns.

WSSC works with local agencies to protect the Potomac and Patuxent drinking water supplies, playing key roles in the Potomac River Basin Drinking Water Source Protection Partnership and the Patuxent Reservoirs Watershed Protection Group. Partnering with customers and neighbors is crucial to our efforts. If you are interested in learning more about how you can protect your drinking water supplies, please contact us at 301-206-8100.

## Is My Water Hard or Soft?

Hard water contains more dissolved calcium and magnesium. Potomac water tends to be hard (typically averaging about 120–130 milligrams per liter). Patuxent water is soft (typically averaging about 60–65 milligrams per liter).

## An Informational Statement from EPA on Lead

If present, elevated levels of lead can cause serious health problems, especially for pregnant women and young children. Lead in drinking water is primarily from materials and components associated with service lines and home plumbing. WSSC is responsible for providing high quality drinking water, but cannot control the variety of materials used in plumbing components.

When your water has been sitting for several hours, you can minimize the potential for lead exposure by flushing your tap for 30 seconds to 2 minutes before using water for drinking or cooking. If you are concerned about lead in your water, you may wish to have your water tested. Information on lead in drinking water, testing methods, and steps you can take to minimize exposure is available from the Safe Drinking Water Hotline or at [epa.gov/safewater/lead](http://epa.gov/safewater/lead).

## Starting at the Source

In 2002 and 2004, WSSC conducted source water assessments in cooperation with the Maryland Department of the Environment (MDE), evaluating the vulnerability of our two drinking water sources (Potomac and Patuxent) to contamination. The reports are available for public review at the main branches of the Montgomery and Prince George's county libraries, or by contacting MDE at 410-537-3714.

Source water from rivers and reservoirs generally picks up contaminants before it reaches water treatment plants. As water travels over the land surface or through the ground on its way to the water body, it dissolves naturally occurring minerals and vegetation/organic matter. It also can pick up pesticides, herbicides and other synthetic/volatile organic chemicals from agricultural land, golf courses, or residential and urban lands. Radioactive contaminants can be naturally occurring or the result of mining activities. Sewage treatment plants and septic systems, as well as animal waste from pets, agricultural livestock and wildlife, may be sources of microbial contaminants. The salts and byproducts from winter road treatments may also be present in source water.

## Notice of Availability of Unregulated Contaminant Monitoring Data

According to the State of Maryland legislation requiring WSSC to continue the latest cycle of the Unregulated Contaminant Monitoring Rule (UCMR), WSSC is conducting monitoring of 28 unregulated contaminants on a quarterly basis. Federally required UCMR3 monitoring program ended in 2014. Samples are collected from two locations in each sampling event - tap water from both the Potomac and Patuxent WFPs. Metals and inorganics samples are also collected at two points in the distribution system. The detected contaminants are listed in this report.

Only seven of the 28 tested contaminants were detected in 2016, and all detections were at low levels (parts per billion range). Two contaminants were detected in WSSC's system for the first time: 1,4-dioxane, a synthetic industrial chemical found in products such as paint strippers, dyes, and varnishes; and testosterone, a hormone produced naturally in the body and also used in pharmaceuticals. Six additional hormones are monitored under the UCMR3 program, and none have been detected in the WSSC water system.

The EPA has not established maximum contaminant levels (MCL) for these unregulated contaminants, and the human health effects of these contaminants at the levels they were found is unclear. If you are interested in learning more about the results, please contact us at 301-206-7575 or visit [wsscwater.com/ucmr3](http://wsscwater.com/ucmr3). More information on UCMR3 is also available at the EPA's website (<http://water.epa.gov/lawsregs/rulesregs/sdwa/ucmr/ucmr3/>).



14501 Sweitzer Lane, Laurel, Maryland  
wsscwater.com • 301-206-WSSC (9772)




# 2016 Water Quality Report

## Naval Support Activity Bethesda, Maryland



In accordance with Navy Policy, Naval Support Activity (NSA) Bethesda is providing you with the 2016 Annual Drinking Water Quality Report.



The 2016 Consumer Confidence Report (CCR) reflects changes in drinking water regulatory requirements. All water systems were required to comply with the Total Coliform Rule from 1989 to March 31, 2016, and begin compliance with a new rule, the Revised Total Coliform Rule, on April 1, 2016. The new rule maintains the purpose to protect public health by ensuring the integrity of the drinking water distribution system and monitoring for the presence of total coliform bacteria, which includes E. coli bacteria. The U.S. EPA anticipates greater public health protection under the new rule, as it requires water systems that are vulnerable to microbial contamination to identify and fix problems. As a result, under the new rule there is no longer a maximum contaminant level violation for multiple total coliform detections. Instead, the new rule requires water systems that exceed a specified frequency of total coliform occurrences to conduct an assessment to determine if any significant deficiencies exist.

NSA Bethesda purchases drinking water from the Washington Suburban Sanitary Commission (WSSC). The water originates from the Potomac River and the Patuxent River and is treated in two water treatment plants, the Potomac and Patuxent Water Filtration Plants. WSSC uses chlorine as a disinfectant. NSA Bethesda distributes WSSC water to its tenants, including the Walter Reed National Military Medical Center without further treatment.

WSSC tests the drinking water it produces for nearly 200 substances. Detections are reported in the 2016 WSSC Annual Water Quality Report (appended). Additional information can be found at WSSC's website at: [www.wsscwater.com](http://www.wsscwater.com)

In addition to State mandated monitoring conducted by WSSC, NSA Bethesda monitors the drinking water distribution system for specific substances according to Navy Policy (OPNAVINST 5090.1D Chapter 21). The data from the monitoring is provided in the table below.

### NSA Bethesda 2016 Water Quality Data

Distribution System							
Substance	Unit	MCLG	MCL	Level Found	Range	Violation?	Major Sources in Drinking Water
<b>Bacteriological Contaminants</b>							
Total Coliform	# of positive samples per month	0	No more than 1 positive monthly sample	2	0-2	Yes, Level 1 Assessment Conducted, Repeat samples were Negative	Naturally present in the environment
No. of E. coli positive routine samples		n/a	n/a	0	0-0	No	Bacteria whose presence indicates that the water may be contaminated with human or animal wastes.
No. of E. coli positive repeat samples		0	0	0	0-0	No	



Coliforms are bacteria which are naturally present in the environment and are used as an indicator that other, potentially harmful, waterborne pathogens may be present or that a potential pathway exists through which contamination may enter the drinking water distribution system. Coliforms were found in more samples than allowed, and this was a warning of potential problems. When this occurs, the water distributor is required to conduct assessments to identify problems and to correct any problems that were found during these assessments.

In calendar year 2016, NSAB had two routine sampling events in June and July in which drinking water samples were total coliform positive. Repeat samples upstream, downstream, and at the original sampling location had results that were total coliform and E. coli negative. However, NSAB was required to conduct two (2) Level One Assessments to determine the cause of the positive results. The assessments determined sampler error was the cause of the positive total coliform results. The samplers were retrained and increased flushing was conducted in the sampling areas to improve water quality.

As a result of the two consecutive monthly sampling events with total coliform positive results, a Level Two Assessment was required to be completed. The corrective action of retraining sampling staff was completed after the second month of positive sample results (July 2016).

---

#### **Terms Defined:**

**MCL:** Maximum Contaminant Level. The highest level of a contaminant that is allowed in drinking water. MCLs are set as close to the MCLGs as feasible using the best available treatment technology

**MCLG:** Maximum Contaminant Level Goal. The level of contaminant in drinking water below which there is no known or expected risk to health. MCLGs allow for a margin of safety.

**AL :** Action Level. The concentration of a contaminant which, if exceeded, triggers treatment or other requirements which a water system must follow.

**Level 1 Assessment:** A Level 1 assessment is a study of the water system to identify the potential problems and determine (if possible) why total coliform bacteria have been found in our water system.

**Level 2 Assessment:** A level 2 assessment is a very detailed study of the water system to identify potential problems and determine (if possible) why and E. coli MCL violation has occurred and/or why total coliform bacteria have been found in our water system on multiple occasions.

**µg/L :** micrograms per liter, equal to parts per billion (ppb). The equivalent of a minute in 2,000 years or a penny in \$10 million.

**ND:** Not detected

**n/a :** Not applicable

**Questions?** Contact NSA Bethesda, Environmental Program Division (EPD), Karen Loomis- Phone: (301) 295-6393 Email: karen.l.loomis@navy.mil